














Community Scrutiny Corporate Healthcheck December to January 2010/11

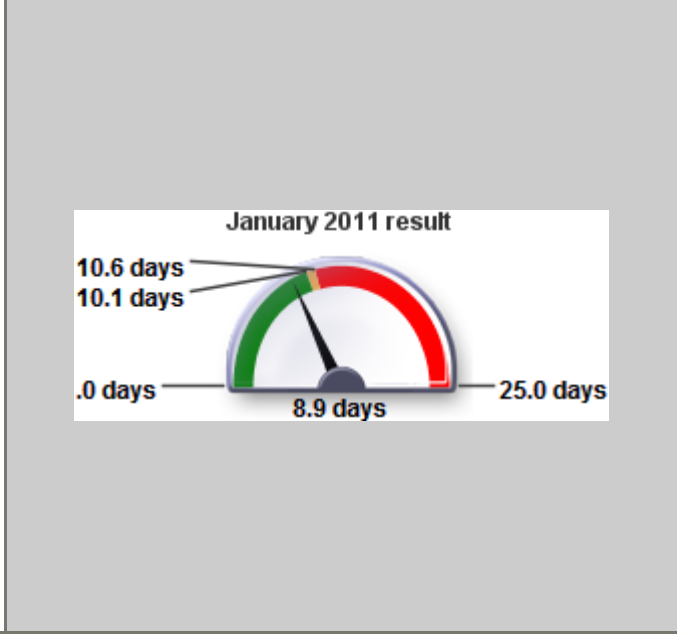
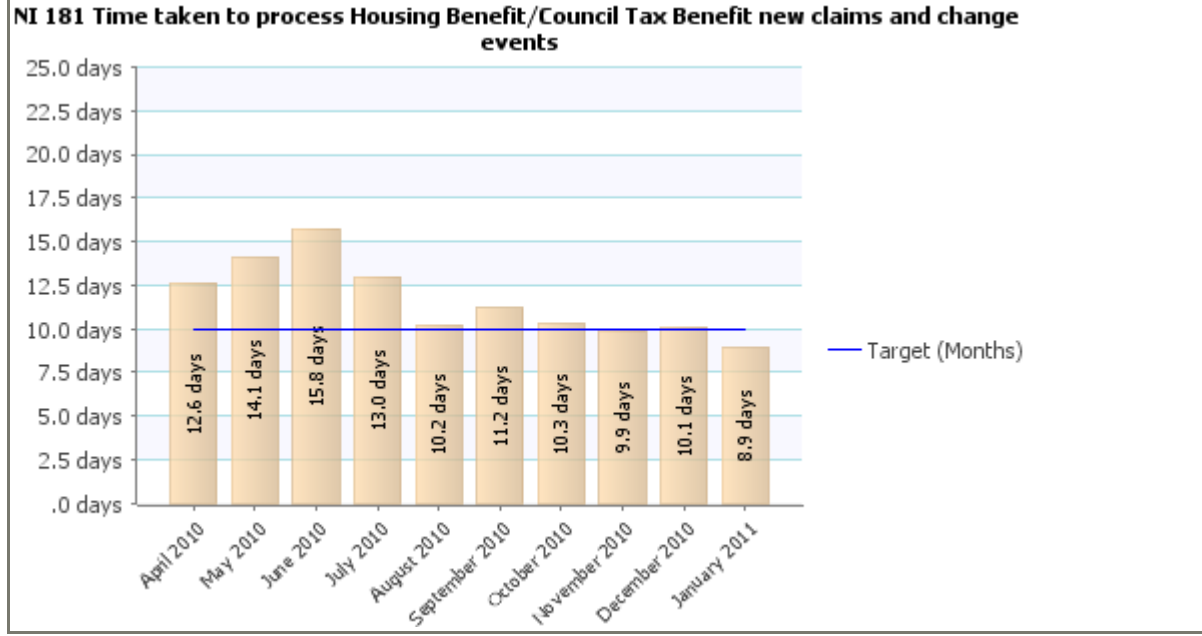
PI Status		Long Term Trends		Short Term Trends	
	Alert		Improving		Improving
	Warning		No Change		No Change
	OK		Getting Worse		Getting Worse
	Unknown				
	Data Only				

Traffic Light Green
Description Fit for purpose, services fit for you

Revenues and Benefits Services

PI code	Short Name	Status	Current Value	Current target	Short term trend	Notes	Recommendations made during last Scrutiny meeting on 25 January 2011
NI 181	Time taken to process Housing Benefit/Council Tax Benefit new claims and change events		8.9 days	10.0 days		Periods from 17 January 2011 to 14 February 2011 is 8.91 days. The Cumulative position is now 11.64 days	None

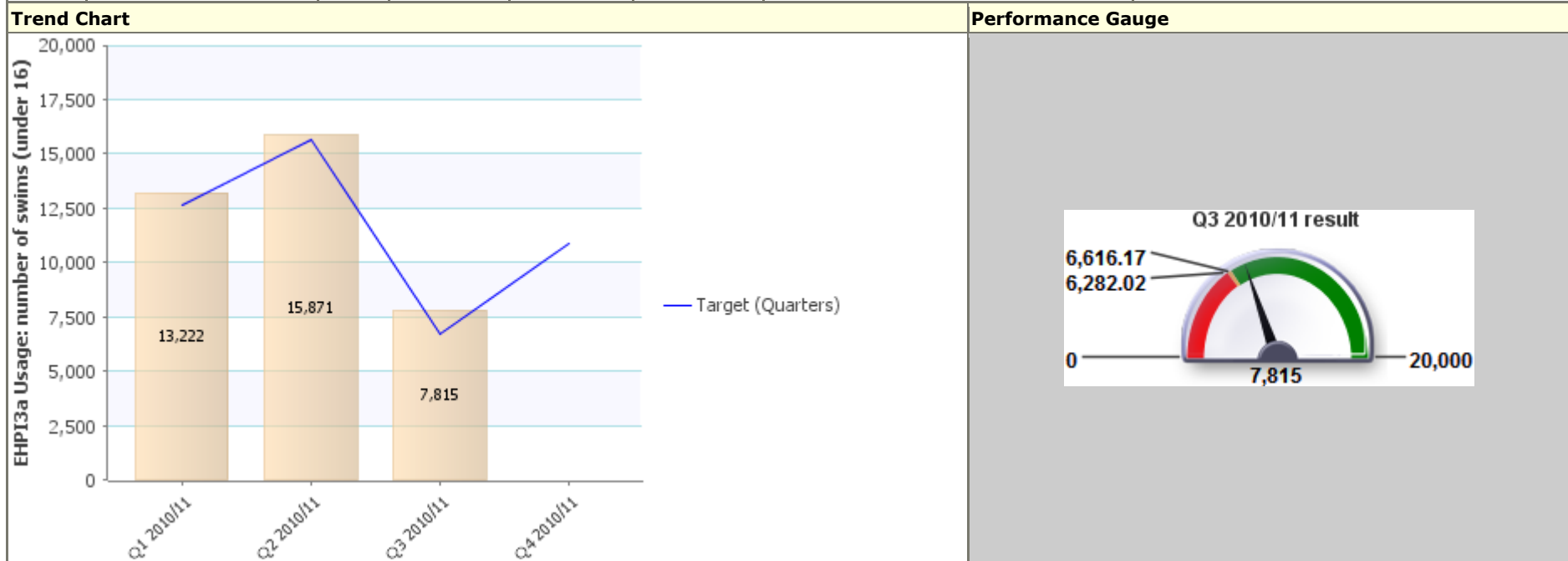
Trend Chart **Performance Gauge**



Traffic Light Green
Description Leading the way, working together

Community and Cultural Services

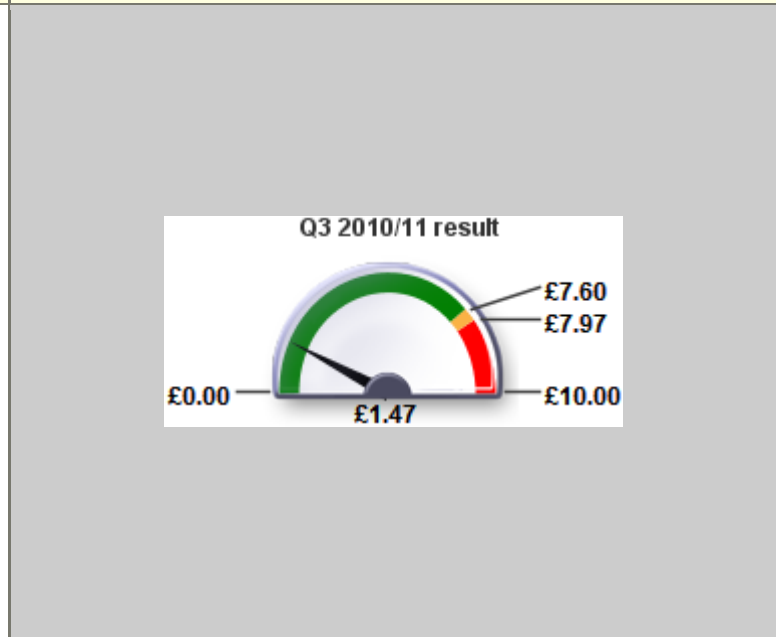
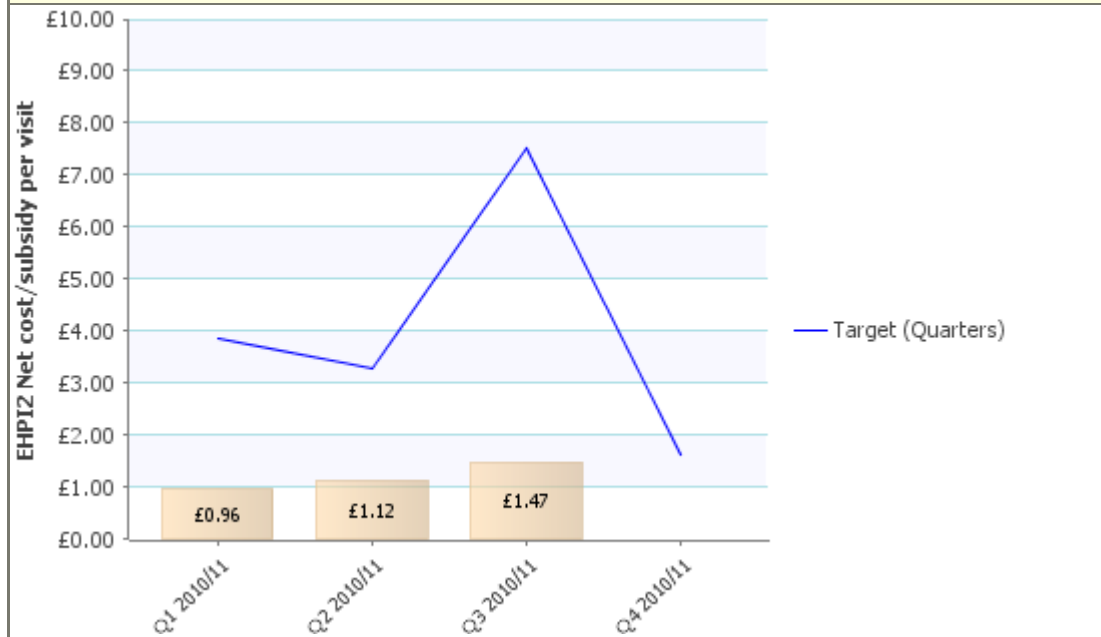
PI code	Short Name	Status	Current Value	Current target	Short term trend	Notes	Recommendations made during last Scrutiny meeting on 25 January 2011
EHP13a	Usage: number of swims (under 16)		7,815	6,683		Performance continues to show favourable position against target	None



Community and Cultural Services

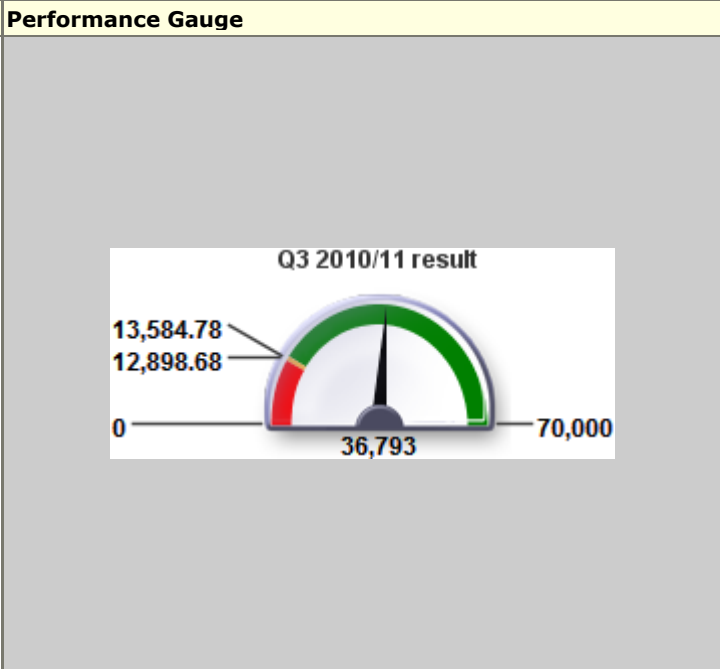
PI code	Short Name	Status	Current Value	Current target	Short term trend	Notes	Recommendations made during last Scrutiny meeting on 25 January 2011
EHP12	Net cost/subsidy per visit		£1.47	£7.52		Performance exceeding target.	None

Trend Chart **Performance Gauge**



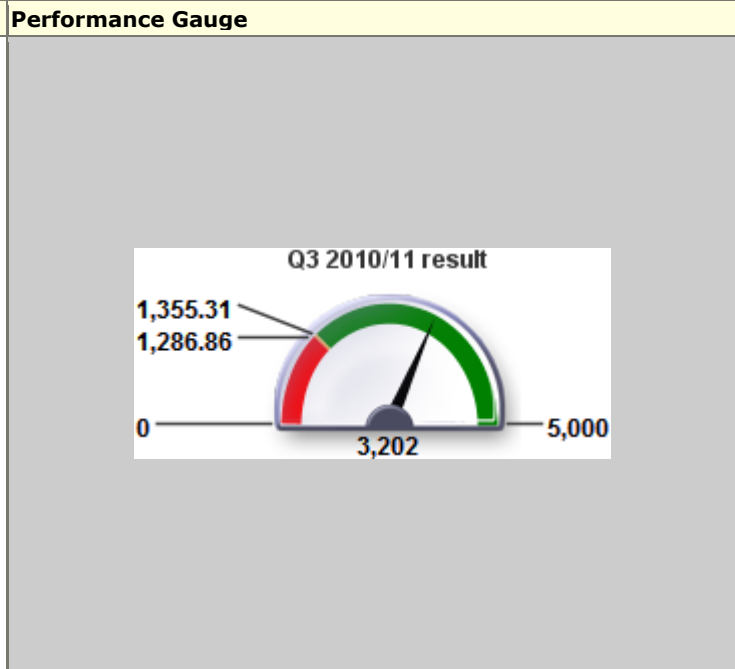
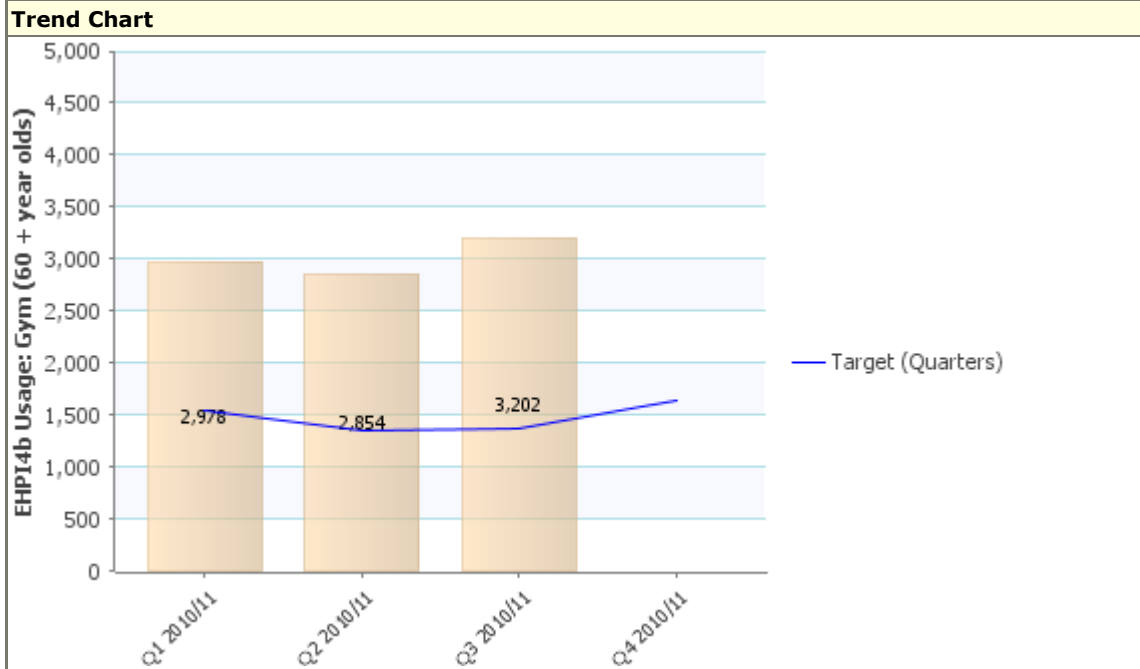
Community and Cultural Services

PI code	Short Name	Status	Current Value	Current target	Short term trend	Notes	Recommendations made during last Scrutiny meeting on 25 January 2011
EHP14a	Usage: Gym (16 - under 60 year olds)		36,793	13,722		Performance continues to show favourable position against target.	None



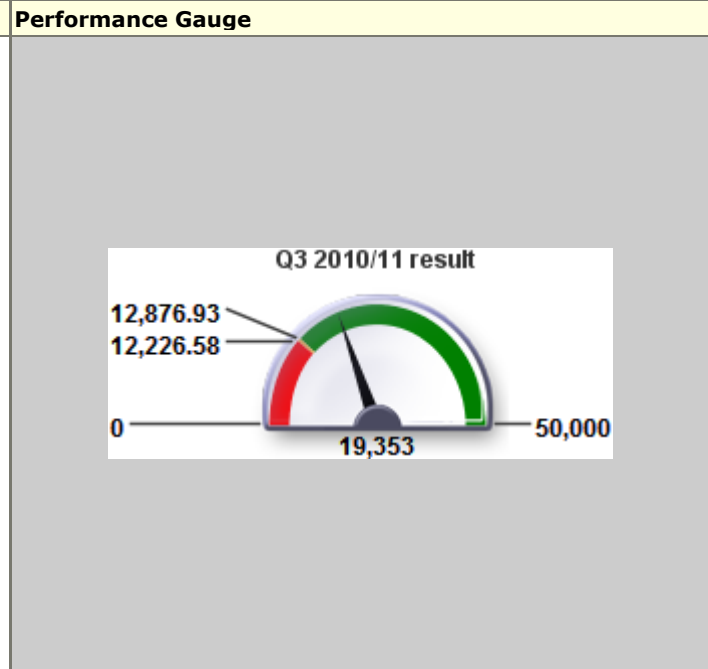
Community and Cultural Services

PI code	Short Name	Status	Current Value	Current target	Short term trend	Notes	Recommendations made during last Scrutiny meeting on 25 January 2011
EHP14b	Usage: Gym (60 + year olds)		3,202	1,369		Performance continues to show favourable position against target.	None





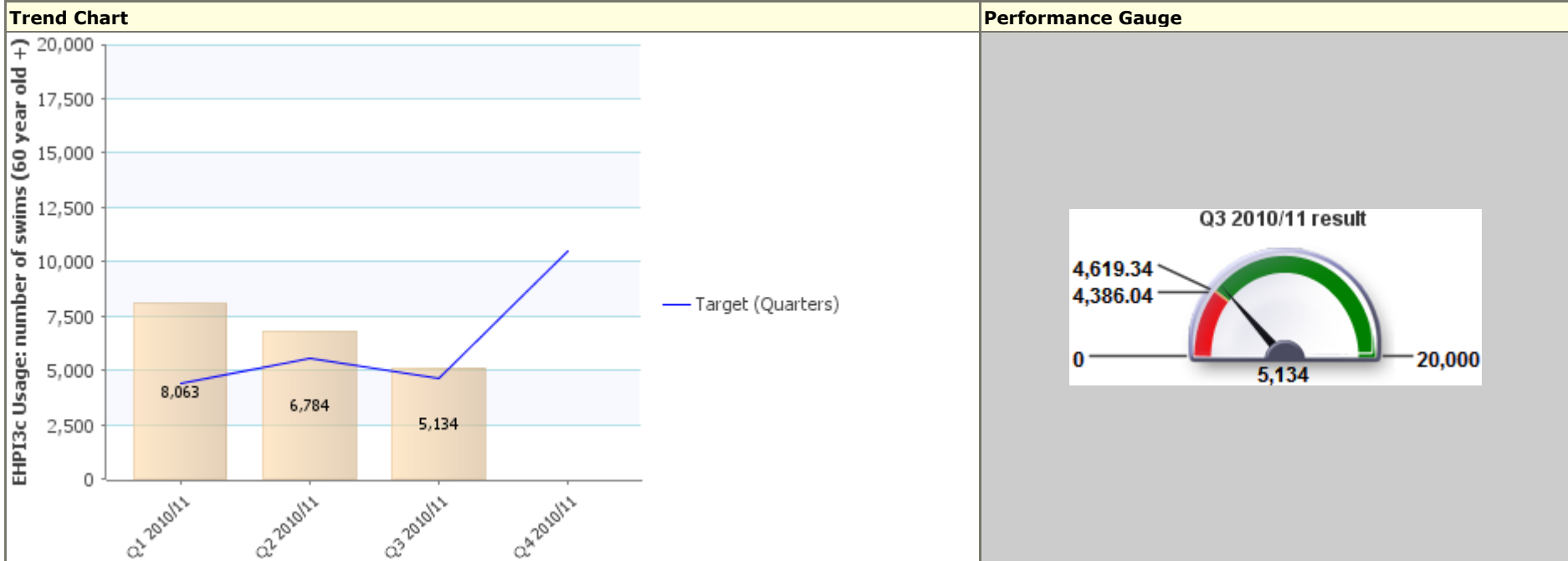
Community and Cultural Services

PI code	Short Name	Status	Current Value	Current target	Short term trend	Notes	Recommendations made during last Scrutiny meeting on 25 January 2011
EHP13b	Usage: number of swims (16 – under 60 year olds)		19,353	13,007		Performance continues to show favourable position against target.	None



Community and Cultural Services

PI code	Short Name	Status	Current Value	Current target	Short term trend	Notes	Recommendations made during last Scrutiny meeting on 25 January 2011
EHPI3c	Usage: number of swims (60 year old +)		5,134	4,666		Despite the removal of the government free swim scheme for the 60+. Performance continues to exceed target.	None

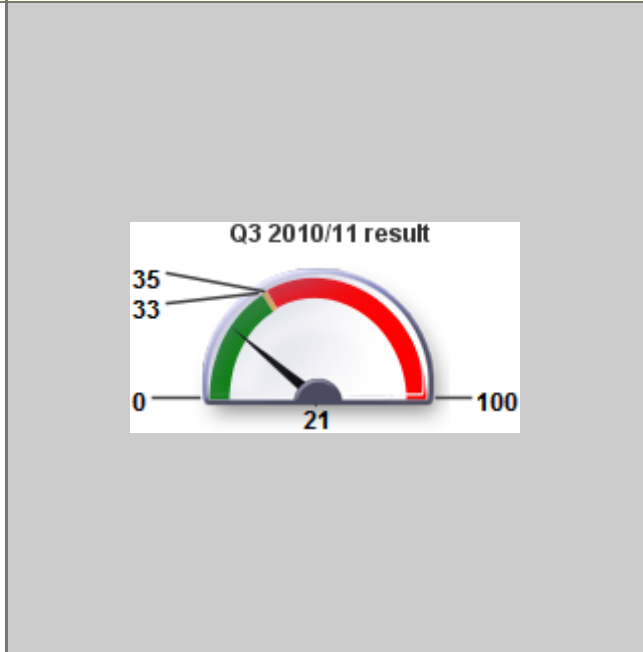
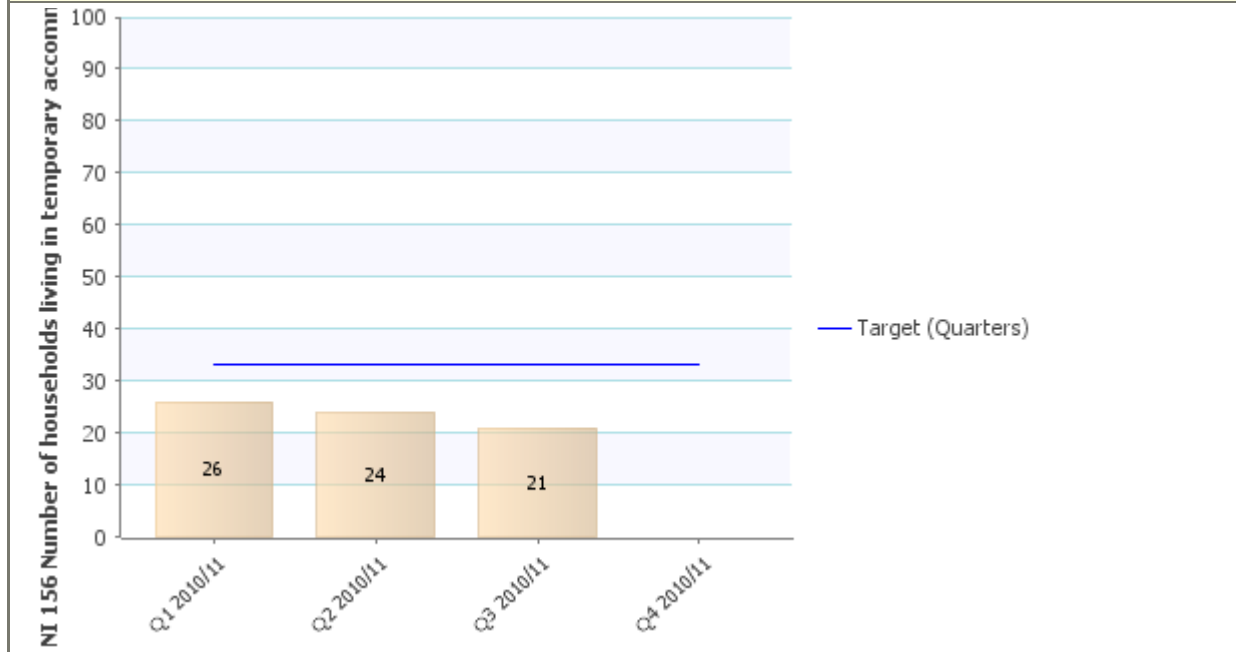


Traffic Light Green
Description Promoting prosperity & well being providing access & opportunities

Health and Housing



PI code	Short Name	Status	Current Value	Current target	Short term trend	Notes	Recommendations made during last Scrutiny meeting on 25 January 2011
NI 156	Number of households living in temporary accommodation		21	33		Number of households in temporary accommodation well within target	None

Trend Chart **Performance Gauge**

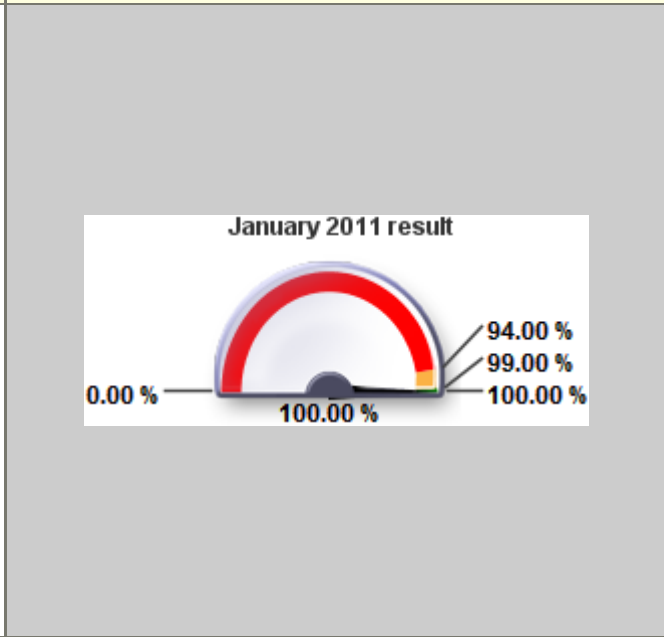
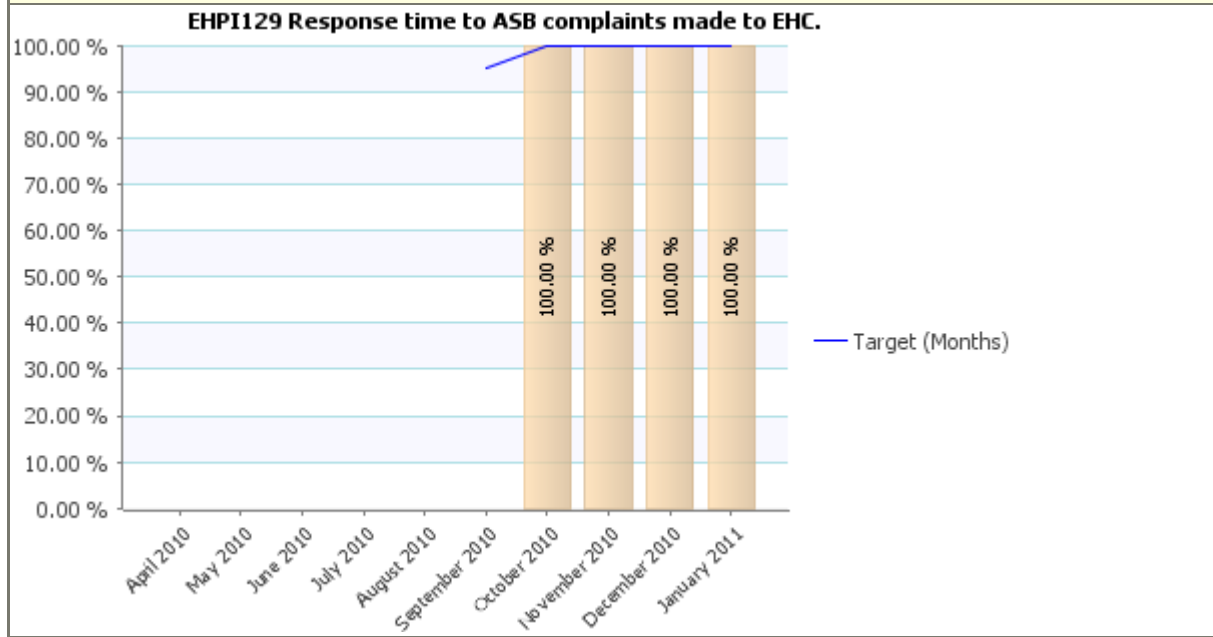


Health and housing																															
PI code	Short Name	Status	Current Value	Current target	Short term trend	Notes	Recommendations made during last Scrutiny meeting on 25 January 2011																								
EHP1213	Preventing Homelessness - number of households where homelessness prevented		57	37.5		Performance exceeding target.	None																								
Trend Chart						Performance Gauge																									
<table border="1"> <caption>Trend Chart Data</caption> <thead> <tr> <th>Quarter</th> <th>Value</th> <th>Target (Quarters)</th> </tr> </thead> <tbody> <tr> <td>Q1 2010/11</td> <td>51</td> <td>37.5</td> </tr> <tr> <td>Q2 2010/11</td> <td>58</td> <td>37.5</td> </tr> <tr> <td>Q3 2010/11</td> <td>57</td> <td>37.5</td> </tr> </tbody> </table>						Quarter	Value	Target (Quarters)	Q1 2010/11	51	37.5	Q2 2010/11	58	37.5	Q3 2010/11	57	37.5	<p>Q3 2010/11 result</p> <table border="1"> <caption>Performance Gauge Data</caption> <thead> <tr> <th>Value</th> <th>Color</th> </tr> </thead> <tbody> <tr> <td>0</td> <td>Red</td> </tr> <tr> <td>35.25</td> <td>Red</td> </tr> <tr> <td>37.13</td> <td>Green</td> </tr> <tr> <td>57</td> <td>Green</td> </tr> <tr> <td>500</td> <td>Green</td> </tr> </tbody> </table>		Value	Color	0	Red	35.25	Red	37.13	Green	57	Green	500	Green
Quarter	Value	Target (Quarters)																													
Q1 2010/11	51	37.5																													
Q2 2010/11	58	37.5																													
Q3 2010/11	57	37.5																													
Value	Color																														
0	Red																														
35.25	Red																														
37.13	Green																														
57	Green																														
500	Green																														

Licensing and Community Safety

PI code	Short Name	Status	Current Value	Current target	Short term trend	Notes	Recommendations made during last Scrutiny meeting on 25 January 2011
EHP1129	Response time to ASB complaints made to EHC.		100.00 %	100.00 %		Performance on target.	None

Trend Chart **Performance Gauge**

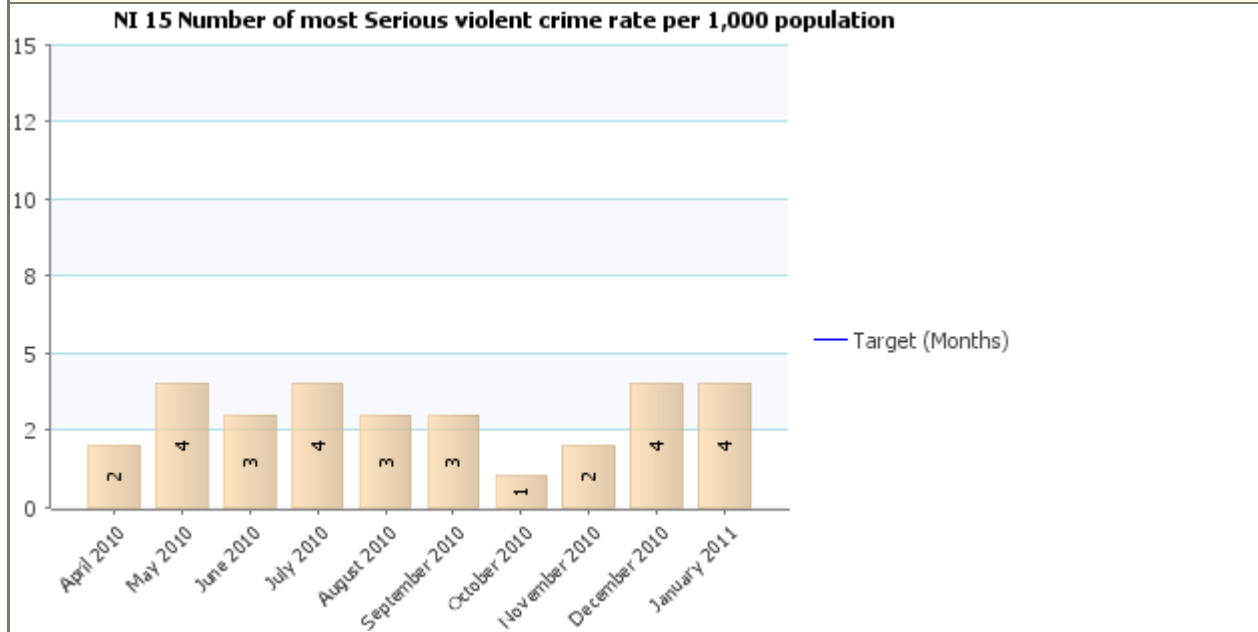


Traffic Light Data Only
Description Promoting prosperity & well being providing access&opportunities

Licensing and Community Safety



PI code	Short Name	Status	Current Value	Current target	Short term trend	Notes	Recommendations made during last Scrutiny meeting on 25 January 2011
NI 15	Number of most Serious violent crime rate per 1,000 population		4			Due to modifications to the iQuanta website, the number of serious violent crimes can no longer be viewed.	None

Trend Chart **Performance Gauge**

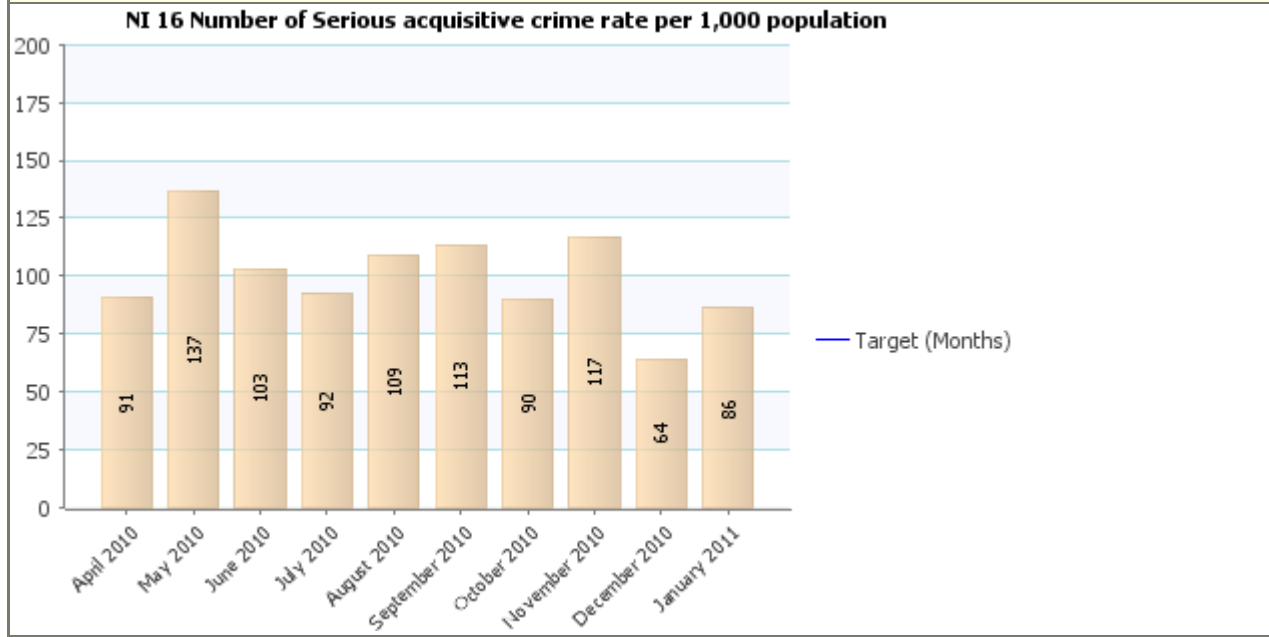


January 2011 result
4



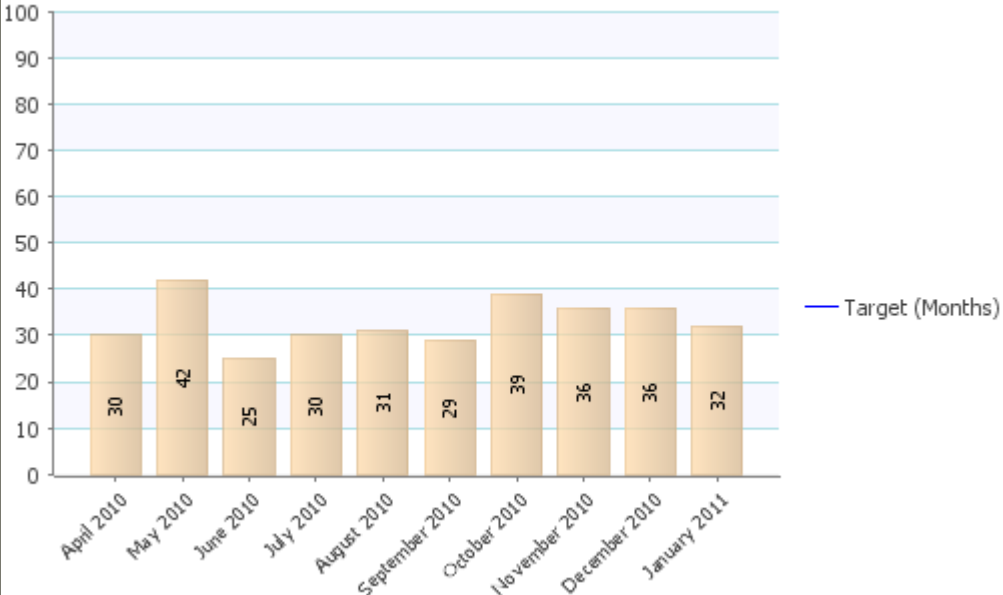
Licensing and Community Safety



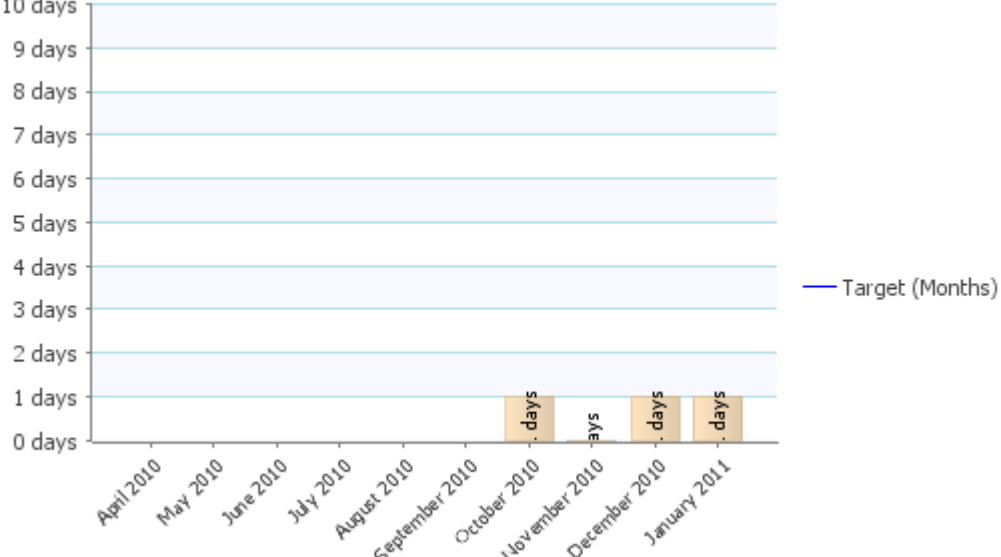
PI code	Short Name	Status	Current Value	Current target	Short term trend	Notes	Recommendations made during last Scrutiny meeting on 25 January 2011
NI 16	Number of Serious acquisitive crime rate per 1,000 population		86			Due to modifications to the iQuanta website, the number of serious acquisitive crimes can no longer be viewed.	None

Trend Chart **Performance Gauge**





January 2011 result
86

Licensing and Community Safety																													
PI code	Short Name	Status	Current Value	Current target	Short term trend	Notes	Recommendations made during last Scrutiny meeting on 25 January 2011																						
NI 20	Number of Assault with injury crime rate offences per 1,000 population		32			Due to modifications to the iQuanta website, assault figures can no longer be viewed.	None																						
Trend Chart						Performance Gauge																							
<p>NI 20 Number of Assault with injury crime rate offences per 1,000 population</p>  <table border="1"> <caption>Monthly Assault Rates (per 1,000 population)</caption> <thead> <tr> <th>Month</th> <th>Value</th> </tr> </thead> <tbody> <tr><td>April 2010</td><td>30</td></tr> <tr><td>May 2010</td><td>42</td></tr> <tr><td>June 2010</td><td>25</td></tr> <tr><td>July 2010</td><td>30</td></tr> <tr><td>August 2010</td><td>31</td></tr> <tr><td>September 2010</td><td>29</td></tr> <tr><td>October 2010</td><td>39</td></tr> <tr><td>November 2010</td><td>36</td></tr> <tr><td>December 2010</td><td>36</td></tr> <tr><td>January 2011</td><td>32</td></tr> </tbody> </table>						Month	Value	April 2010	30	May 2010	42	June 2010	25	July 2010	30	August 2010	31	September 2010	29	October 2010	39	November 2010	36	December 2010	36	January 2011	32	<p>January 2011 result 32</p>	
Month	Value																												
April 2010	30																												
May 2010	42																												
June 2010	25																												
July 2010	30																												
August 2010	31																												
September 2010	29																												
October 2010	39																												
November 2010	36																												
December 2010	36																												
January 2011	32																												

Licensing and Community Safety																													
PI code	Short Name	Status	Current Value	Current target	Short term trend	Notes	Recommendations made during last Scrutiny meeting on 25 January 2011																						
EHPI130	Number of council endorsed community safety projects that receive positive publicity.		1 days			East Herts funded the Westminster Drugs Project pier led art project.	None																						
Trend Chart						Performance Gauge																							
<p>EHPI130 Number of council endorsed community safety projects that receive positive publicity.</p>  <table border="1"> <caption>EHPI130 Trend Chart Data</caption> <thead> <tr> <th>Month</th> <th>Value (days)</th> </tr> </thead> <tbody> <tr><td>April 2010</td><td>0</td></tr> <tr><td>May 2010</td><td>0</td></tr> <tr><td>June 2010</td><td>0</td></tr> <tr><td>July 2010</td><td>0</td></tr> <tr><td>August 2010</td><td>0</td></tr> <tr><td>September 2010</td><td>0</td></tr> <tr><td>October 2010</td><td>1</td></tr> <tr><td>November 2010</td><td>1</td></tr> <tr><td>December 2010</td><td>1</td></tr> <tr><td>January 2011</td><td>1</td></tr> </tbody> </table>						Month	Value (days)	April 2010	0	May 2010	0	June 2010	0	July 2010	0	August 2010	0	September 2010	0	October 2010	1	November 2010	1	December 2010	1	January 2011	1	<p>January 2011 result 1 days</p>	
Month	Value (days)																												
April 2010	0																												
May 2010	0																												
June 2010	0																												
July 2010	0																												
August 2010	0																												
September 2010	0																												
October 2010	1																												
November 2010	1																												
December 2010	1																												
January 2011	1																												

Traffic Light Data Only
Description Shaping now, shaping the future

Strategic Direction

PI code	Short Name	Status	Current Value	Current target	Short term trend	Notes	Recommendations made during last Scrutiny meeting on 25 January 2011
NI 173	Flows on to incapacity benefits from employment		N/A			This indicator is to be discontinued from 2011/12 financial year.	None

